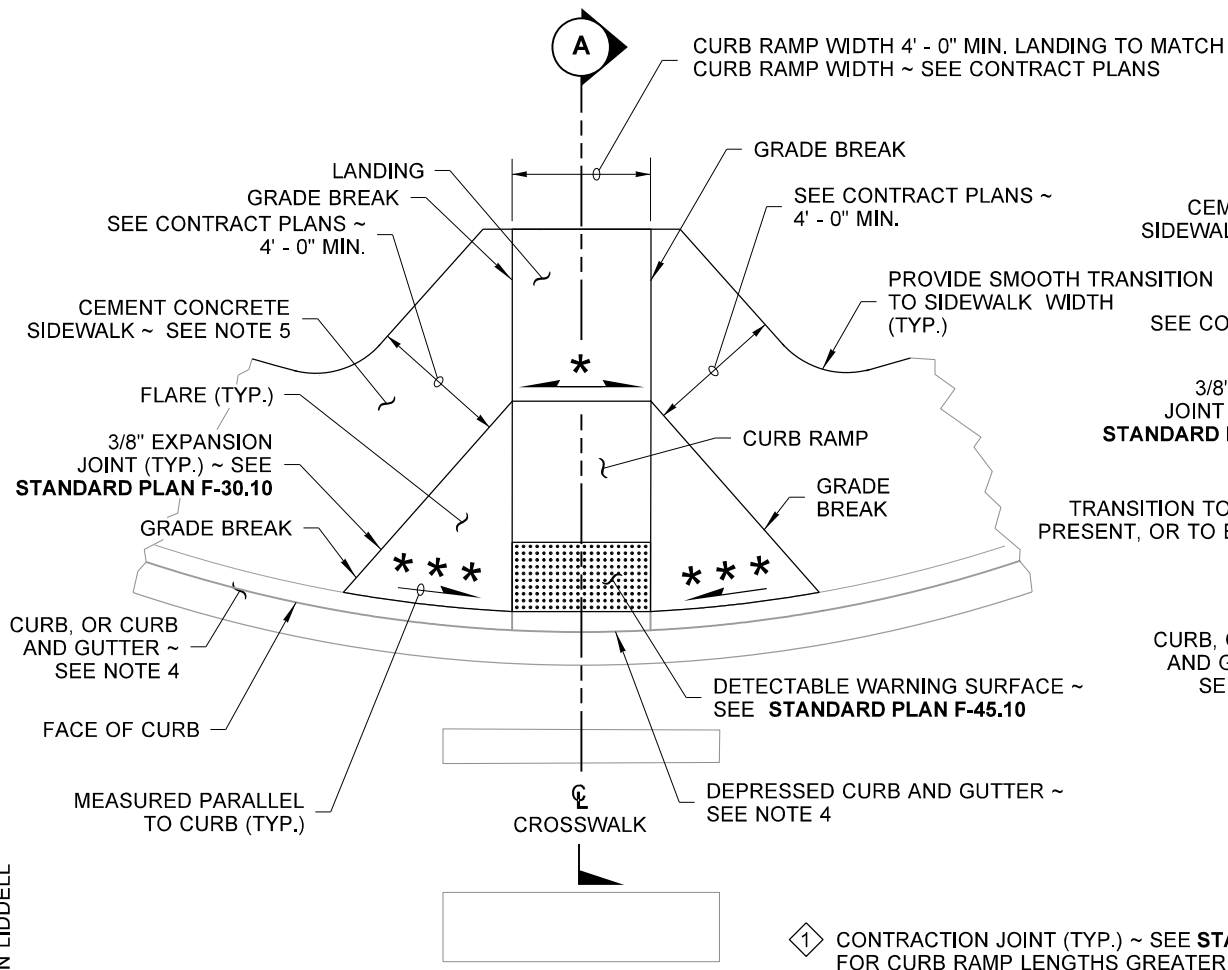
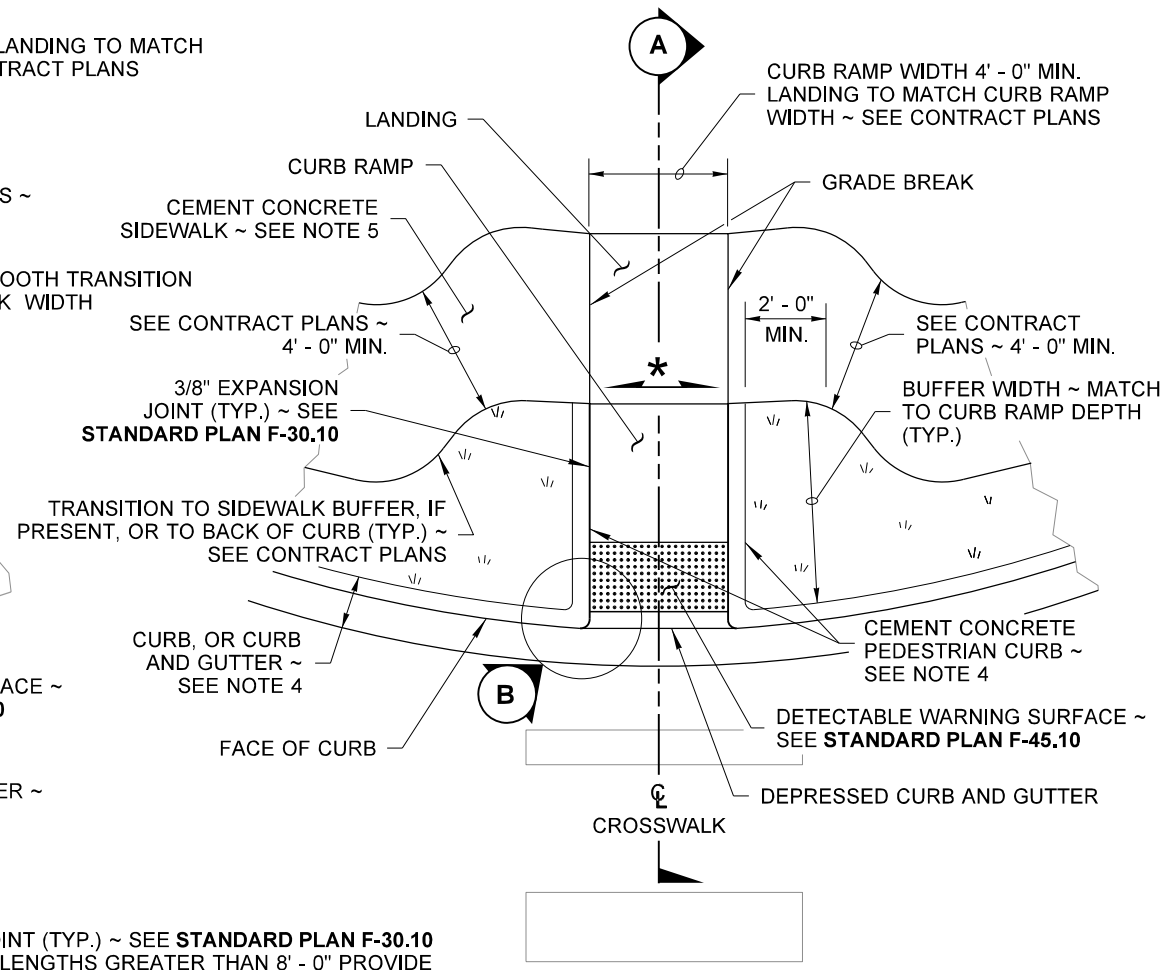


DRAWN BY: FERN LIDDELL

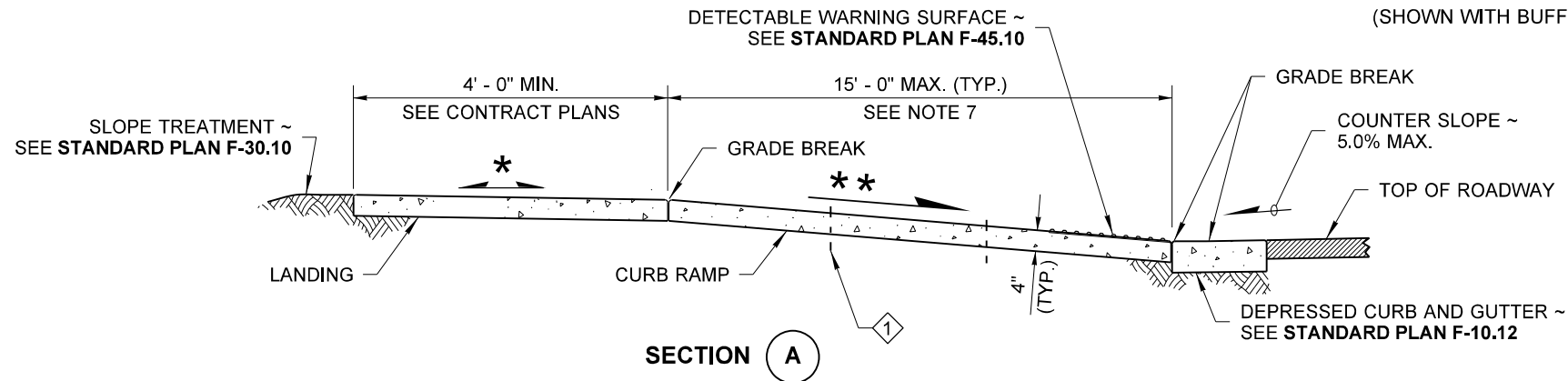


PLAN VIEW
TYPE PERPENDICULAR A



PLAN VIEW
TYPE PERPENDICULAR B
(SHOWN WITH BUFFER)

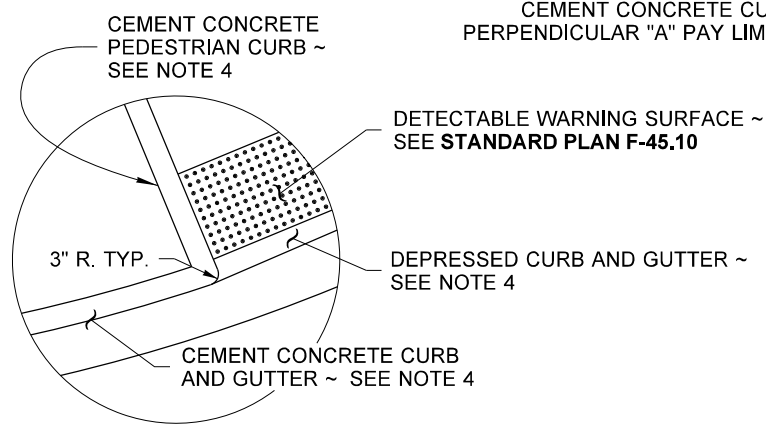
① CONTRACTION JOINT (TYP.) ~ SEE STANDARD PLAN F-30.10 FOR CURB RAMP LENGTHS GREATER THAN 8' - 0" PROVIDE CONTRACTION JOINT EQUALLY SPACED 4' - 0" MIN. OC.



SECTION A

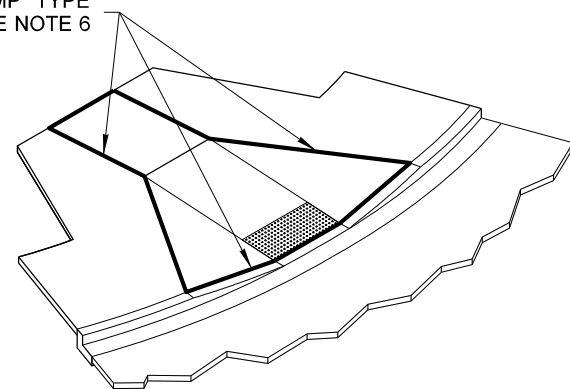
LEGEND

- SLOPE IN EITHER DIRECTION
- * 1.5% OR FLATTER RECOMMENDED FOR DESIGN/FORMWORK (2% MAX.)
- ** 7.5% OR FLATTER RECOMMENDED FOR DESIGN/FORMWORK (8.3% MAX.)
- *** 9.5% OR FLATTER RECOMMENDED FOR DESIGN/FORMWORK (10% MAX.)



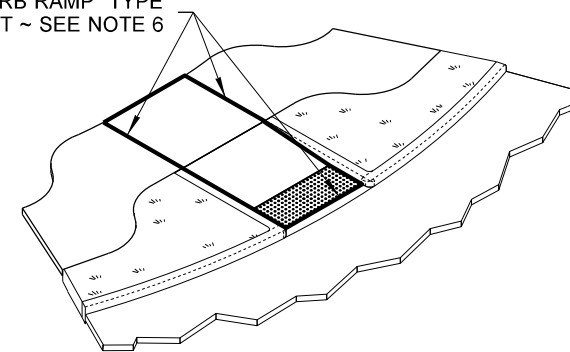
CURB RADIUS DETAIL B

CEMENT CONCRETE CURB RAMP "TYPE PERPENDICULAR "A" PAY LIMIT ~ SEE NOTE 6



ISOMETRIC VIEW
TYPE PERPENDICULAR A PAY LIMIT

CEMENT CONCRETE CURB RAMP "TYPE PERPENDICULAR "B" PAY LIMIT ~ SEE NOTE 6



ISOMETRIC VIEW
TYPE PERPENDICULAR B PAY LIMIT

NOTES

- At marked crosswalks, the connection between the curb ramp and the roadway must be contained within the width of the crosswalk markings.
- Where "GRADE BREAK" is called out, the entire length of the grade break between the two adjacent surface planes shall be flush.
- Do not place Gratings, Junction Boxes, Access Covers, or other appurtenances on any part of the Curb Ramp or Landing, or in front of the Curb Ramp where it connects to the roadway.
- See Contract Plans for the curb design specified. See **Standard Plan F-10.12** for Curb, Curb and Gutter, Depressed Curb and Gutter, and Pedestrian Curb details.
- See **Standard Plan F-30.10** for Cement Concrete Sidewalk Details. See Contract Plans for width and placement of sidewalk.
- The Bid Item "Cement Concrete Curb Ramp Type ___" does not include the adjacent Curb, Curb and Gutter, Depressed Curb and Gutter, Pedestrian Curb, or Sidewalks.
- The Curb Ramp length is not required to exceed 15 feet (unless shown otherwise in the Contract Plans). When applying the 15-foot max. length, the running slope of the Curb Ramp is allowed to exceed 8.3%. Use a single constant slope from bottom of ramp to top of ramp to match into the landing over a horizontal distance of 15 feet. Do not include the abutting landing in the 15-foot max. measurement.
- Curb Ramps and Landings shall receive a broom finish. See **Standard Specifications 8-14**.
- Pedestrian Curb may be omitted if the ground surface at the back of the Curb Ramp and/or Landing will be at the same elevation as the Curb Ramp or Landing and there will not be material to retain.



Digitally signed by R. Scott Zeller
Date: 2020.09.22 13:23:53 -07'00'

PERPENDICULAR CURB RAMP
STANDARD PLAN F-40.15-04

SHEET 1 OF 1 SHEET

APPROVED FOR PUBLICATION
Date: 2020.09.25 14:44:37 -07'00'
STATE DESIGN ENGINEER
Washington State Department of Transportation