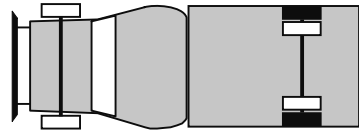


WHEN SIGNS MARKED “VEHICLES OVER 10,000 GVWR” OR “ALL VEHICLES - CHAINS REQUIRED (EXCEPT ALL-WHEEL DRIVE)” ARE POSTED, ALL VEHICLES OVER 10,000 LBS. GVWR MUST HAVE TIRE CHAINS MOUNTED ON THE TIRES AS REQUIRED.

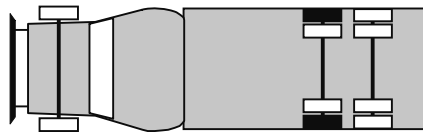
TWO TO FOUR AXLES

FIVE AXLES

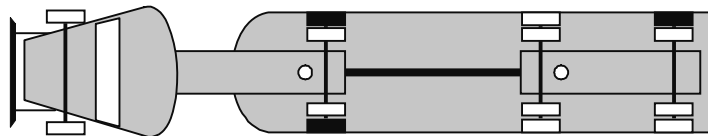
SIX OR MORE AXLES



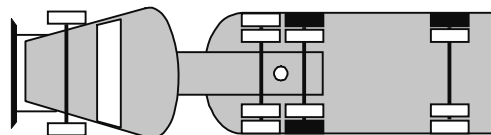
One tire on each side of the drive axle.



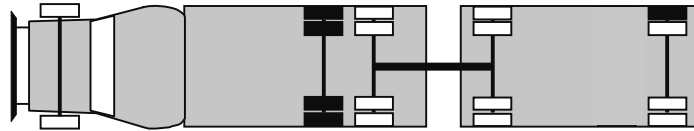
Either drive axle, one tire on each side, same axle.



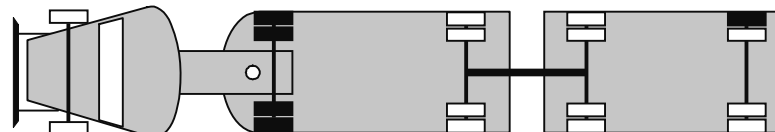
One tire on each side of the drive axle and one tire on either side of the trailer. This includes auto transporters with single drive axles.



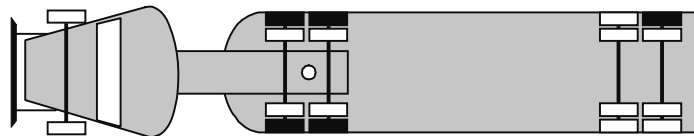
Either drive axle, one tire on each side of the same axle and one tire on either side of the trailer.



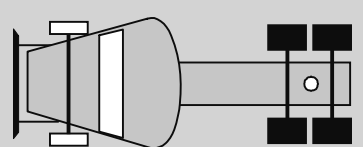
All tires on one drive axle and one tire on either side of last trailer axle.



All tires on the drive axle and one tire on either side of the last axle of the last trailer.



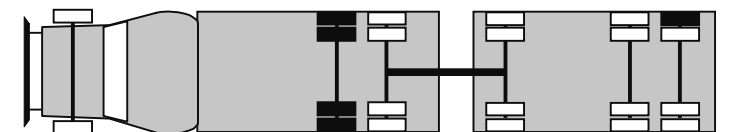
All tires on one drive axle or one tire on each side of both drive axles. One tire on either side of either trailer axle. This includes Automobile Transporters.



**Tractors equipped with super-single tires:
Chain each tire on each drive axle.**
(Refer to other illustrations for trailer chain requirements.)



All tires on the drive axle and one tire on either side of the last axle of the last trailer.



All tires on one drive axle and one tire on either side of the last two axles.



All tires on one drive axle and one tire on either side of the last axle of the last trailer.



Only on six or more axle combinations when posted “ALL VEHICLES CHAINS REQUIRED” one additional tire on each side of the drive axle shall be chained.

WINTER ROAD INFORMATION: DEPARTMENT OF TRANSPORTATION online at <http://WWW.WSDOT.WA.GOV> for traffic cameras and mountain pass report information.

Or in state dial 511 or from out of state 1-800-695-7623. WASHINGTON STATE PATROL online at <http://WWW.WSP.WA.GOV>.